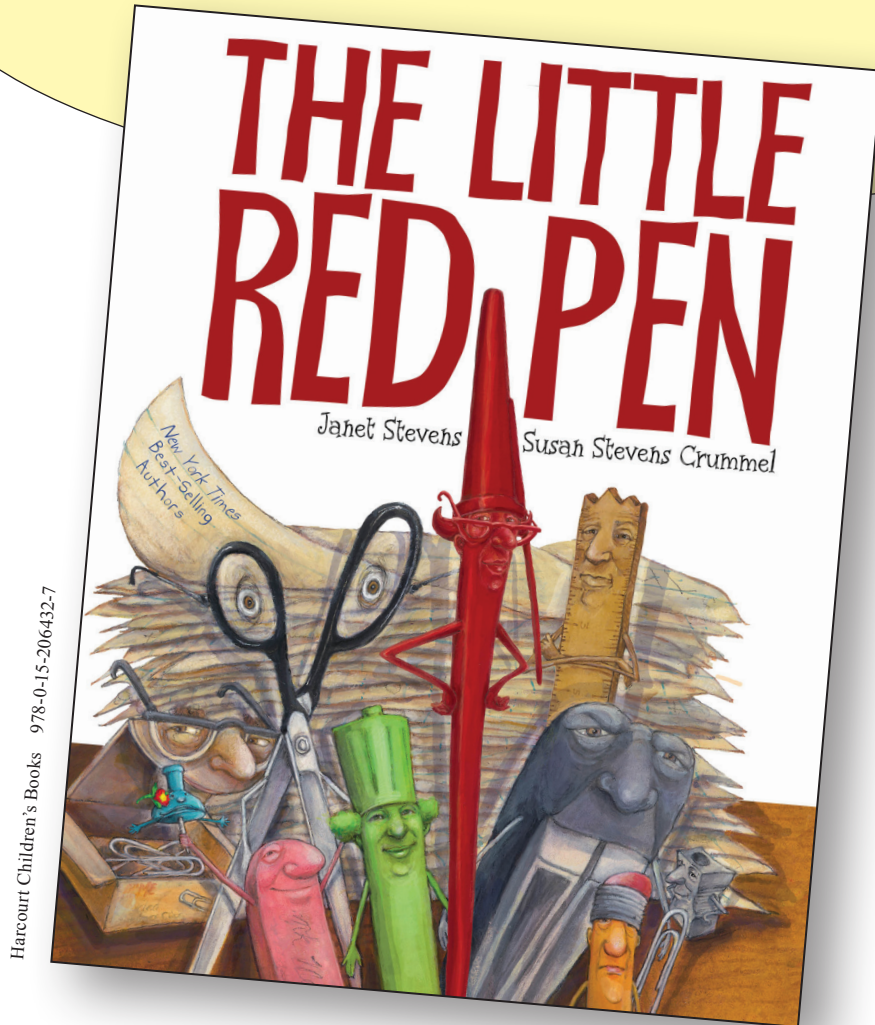


The Little Red Pen

ACTIVITY KIT



The Little Red Pen

By
Janet Stevens
and
Susan Stevens Crummel

Teachers, Librarians, Booksellers, and Parents:

THE LITTLE RED PEN is the newest book from the award-winning sister team of Janet Stevens and Susan Stevens Crummel. Eraser, Pencil, Stapler, Highlighter, Scissors, and Pushpin must work together to rescue the Little Red Pen when she falls into the dreaded Pit of No Return!

The following activities will help you explore the book with children. Perform a Readers' Theater, create your own cast of school supply characters, solve a maze, and much more! With a little imagination, young readers will respond with glee to Highlighter's impassioned plea:

Who will help us save the world?

WHO SAID WHAT?

Unscramble the names of the characters from **THE LITTLE RED PEN** in the left hand column. Then draw a line connecting each character's name to words that he/she says in the story.

1. EESARR

a. "I've been cutting up all day. I'm getting dull. Not good for a sharp guy like me!"

2. PATLSER

b. "I write all day and what do I get? Sharpened down to a nub. Who needs a nub?"

3. SSSSIROC

c. "What was the question? I forget everything. My head is shrinking."

4. CIENPL

d. "My back is killing me! Everybody keeps pounding on it. I could break!"

5. LIHHGGHTRE



e. "Don't call me Pushpin. My name is Señorita Chincheta. And I am *la última chincheta*. If I get lost—no more *chinchetas*. ¿Comprende?"

6. NIUHSPP

f. "I'm bright, not crazy! Remember Mr. Felt-Tip Marker? His cap was left off, and you know where he ended up."

SPEAK UP!

Almost all of the office supplies have something to say in **THE LITTLE RED PEN**, but two important characters don't say a word in the entire book. Put some words in the mouths of Tank and "The Pit of No Return."
What might they say to Little Red Pen or Pushpin?



WANTED: IMAGINATIVE BRAIN POWER!

Oh, no! Another character from **THE LITTLE RED PEN** has fallen into “The Pit of No Return!” Draw a plan or invention that would help the character get out of the trash can. Label the parts of your plan or invention.

CAST OF CHARACTERS

Collect the following common school supplies:

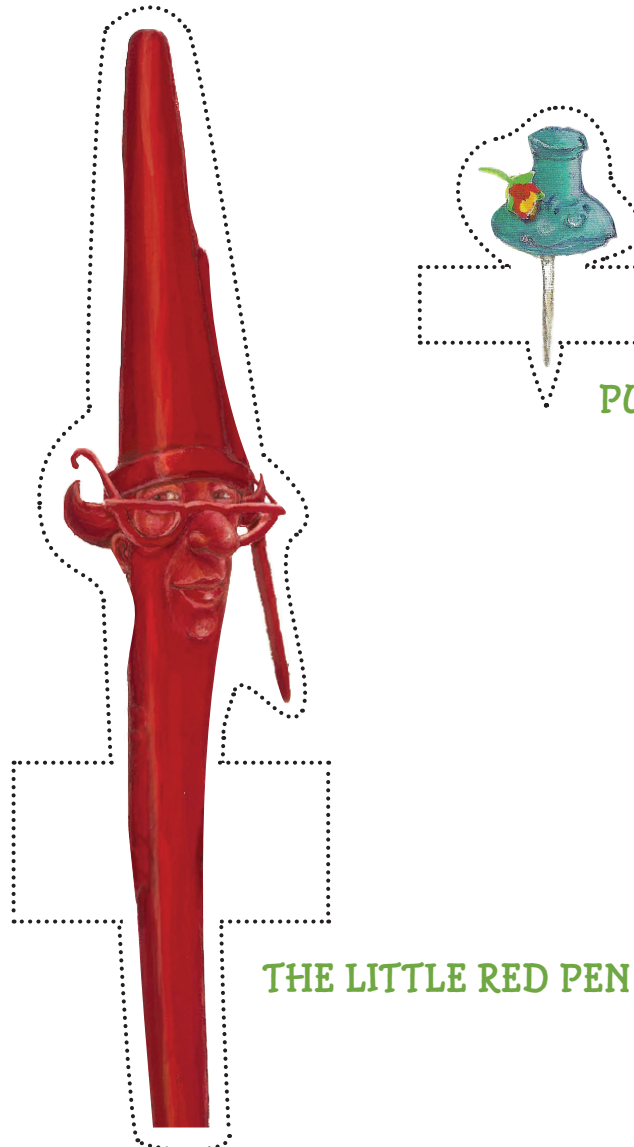


- A red pen
- A pencil (a thick kindergarten pencil works best)
- A pushpin or craft stick (it may be easier to affix the Pushpin character to a craft stick)
- An eraser
- A pair of scissors
- A stapler
- A green highlighter

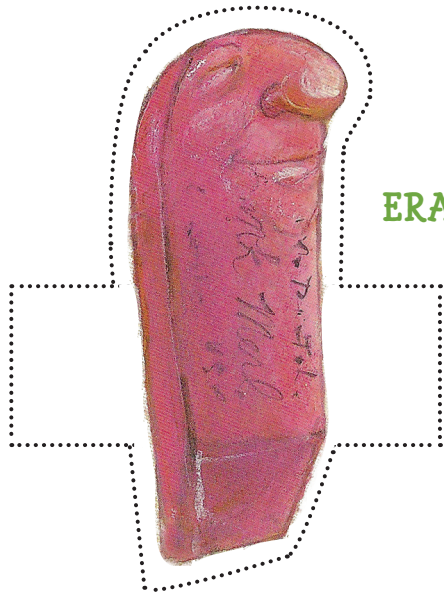
Also needed:

- Glue or tape
- Pipe cleaners
- Markers to color pipe cleaners to match body colors

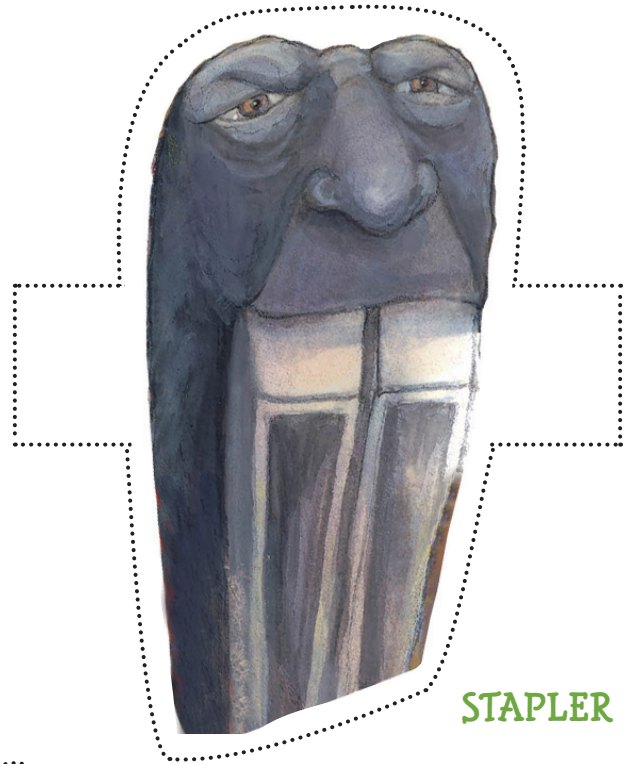
Cut out the Players (below and on the following page) along the dotted lines. Use the white tabs to affix them to their corresponding school supply. Add colored pipe cleaners for arms. Use your characters to act out the Readers' Theater (script follows), dramatize the entire story, or create your own adventures of the Little Red Pen and her friends.

The Players

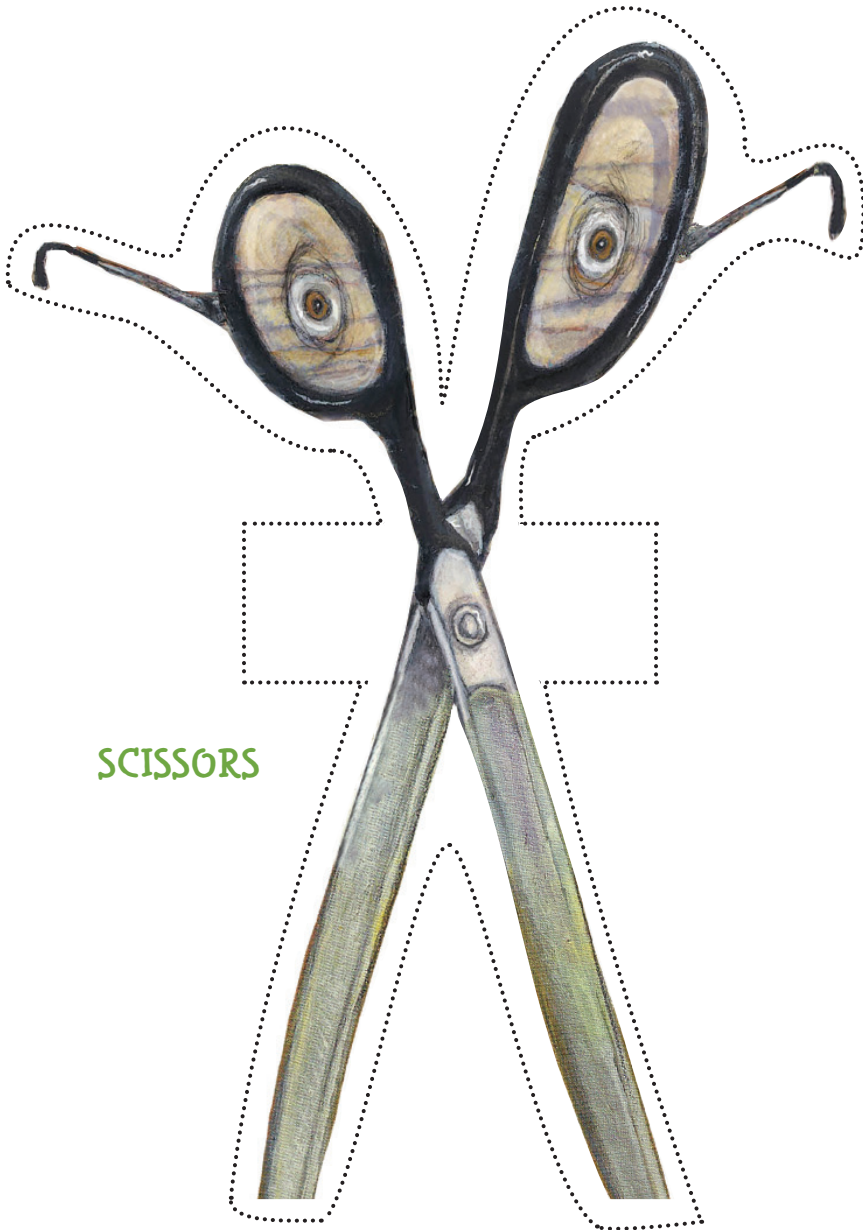




ERASER



STAPLER



SCISSORS



HIGHLIGHTER

A READERS' THEATER

to dramatize the beginning of our story

Create your own Cast of Characters (preceding pages). If your group is large, have some children act out the story with the characters while other children read each part. If your group is smaller, have each child hold their character while reading the play. There are seven characters and one narrator.

THE LITTLE RED PEN

by Janet Stevens and Susan Stevens Crummel

LITTLE RED PEN: Let's get to work!

PENCIL: Oh, no—she's at it again.

STAPLER: Don't move.

ERASER: I'm *not* helping anymore.

SCISSORS: Shhh!

HIGHLIGHTER: Yeah, too risky.

PUSHPIN: ¡*Silencio!*

LITTLE RED PEN: There's too much to do! Where are my helpers? Stapler, Scissors, Pencil, Eraser, Pushpin, Highlighter! Are you hiding in the drawer? Get up here *now*! If the papers aren't graded, the students won't learn. The school might close. The walls might tumble. The floors might crumble. The sky might fall. It might be the end of the world! Who will help me save the world?

STAPLER: Not I!

SCISSORS: Not I!

PENCIL: Not I!

ERASER: What?

PUSHPIN: ¡*Yo no!*



HIGHLIGHTER: Not I!

LITTLE RED PEN: Why not?



STAPLER: My back is killing me! Everybody keeps pounding on it. I could break!

PENCIL: I write all day and what do I get? Sharpened down to a nub. Who needs a nub?

PUSHPIN: Don't call me Pushpin. My name is Señorita Chincheta. And I am *la última chincheta*. If I get lost—no more *chinchetas*. ¿Comprende?

SCISSORS: I've been cutting up all day. I'm getting dull. Not good for a sharp guy like me!

ERASER: What was the question? I forget everything. My head is shrinking.

HIGHLIGHTER: I'm bright, not crazy! Remember Mr. Felt-Tip Marker? His cap was left off, and you know where he ended up.


EVERYONE EXCEPT LITTLE RED PEN: The Pit of No Return! THE TRASH.

LITTLE RED PEN: Rubbish! You can't spend your life hiding, worrying about the Pit. There's work to be done, and I need help!

SCISSORS: Well, Big Bossy Ballpoint, why don't you ask Tank? He'd be a huge help.


LITTLE RED PEN: Tank? That lazy hamster? Never! The papers must be graded. I'll have to do it myself!

NARRATOR: And so she did. Well, she tried. The Little Red Pen worked long into the night. In the wee hours of the morning she could barely move across the page. She wobbled. She wobbled. Then she fell over exhausted. The Little Red Pen began to roll . . . right to the edge of the desk. CLUNK!




A-MAZE-ING!

Find the pathway to “drop”
Little Red Pen into
“The Pit of No Return.”
Once you reach the trash can,
help her find her way
to the “exit” image.



ENTER

EXIT




ANSWER KEY

WHO SAID WHAT?

1. **ERASER** c. “What was the question? I forget everything. My head is shrinking.”
2. **STAPLER** d. “My back is killing me! Everybody keeps pounding on it. I could break!”
3. **SCISSORS** a. “I’ve been cutting up all day. I’m getting dull. Not good for a sharp guy like me!”
4. **PENCIL** b. “I write all day and what do I get? Sharpened down to a nub. Who needs a nub?”
5. **HIGHLIGHTER** f. “I’m bright, not crazy! Remember Mr. Felt-Tip Marker? His cap was left off, and you know where he ended up.”
6. **PUSHPIN** e. “Don’t call me Pushpin. My name is Señorita Chincheta. And I am *la última chincheta*. If I get lost—no more *chinchetas*. ¿Comprende?”

A-MAZE-ING



ABOUT THE AUTHORS

Janet Stevens and Susan Stevens Crummel




Janet Stevens and her sister, Susan Stevens Crummel, have written many bestselling and award-winning books for children. Susan was a math teacher for 31 years before she started writing children's books with her sister. Janet illustrates the stories she and Susan write, as well as her own books. She was awarded a Caldecott Honor for her book *Tops & Bottoms*. Janet lives in Boulder, Colorado, and Susan lives in Fort Worth, Texas.


Also by Janet Stevens and Susan Stevens Crummel:




The Great Fuzz Frenzy
A New York Times Bestseller
978-0-15-204626-2




Help Me, Mr. Mutt!
A New York Times Bestseller
978-0-15-204628-6



Jackalope
978-0-15-216736-3



Cook-a-Doodle-Do!
978-0-15-205658-2



And the Dish Ran Away with the Spoon
978-0-15-202298-3