

BECOME A **certified** Kind CLASSROOM!



R. J. Palacio's *Wonder* has spread kindness in classrooms and communities across the country and inspired the Choose Kind anti-bullying initiative.

THE CERTIFIED KIND CLASSROOM CHALLENGE

is a fun way to instill the spirit of *Wonder* into your classroom and at home, by promoting, recognizing, and celebrating acts of kindness among peers throughout the school year.

HERE IS HOW YOUR CLASSROOM CAN BECOME



- Label an incentive jar with an official Certified Kind label. This can be a physical jar, or an outline created online or in a document for distance learning.
- Challenge students to do kind deeds in order to fill the jar with marbles (1 kind deed = 1 marble).
- When the jar is full, celebrate with your class! Discuss the importance of kindness while reading *Wonder* and encourage students to always fill jars of kindness.
- Share pictures and anecdotes about your classroom's progress on social media using #choosekind. Tag us on Twitter at @RHCBEducators!

Please make sure that any people in your pictures are 18 or older.



Best Practices

When it comes to classroom management, only you know what works best for your students. Here are a few easily modifiable ideas for incorporating the Certified Kind Challenge into your classroom.

ONE-SIZE JAR DOES NOT FIT ALL

If you teach one group of students for the entire school day, we recommend using a larger mason jar (or any similar-sized container) to capture the kindness in your classroom (an 800-mL jar = about 250 marbles). If you specialize in one subject and teach multiple groups of students, we recommend using smaller mason jars and designating one jar per class (a 400-mL jar = about 100 marbles).

BLUE MARBLES, OR NOT

We love the visual of filling the incentive jar with blue marbles in the spirit of the book's iconic cover, but teachers are some of the most resourceful people we know! If you don't have marbles, here are some other suggestions: craft pom-poms, gumballs or other marble-sized candies, stones, or seashells.

DIGITAL

If your school or classroom is digital, consider creating a *Wonder*-themed document to fill with a chosen measurement.



KIND VISUALS

To help promote acts of kindness in your classroom, we suggest setting up a visual aid. Whether it be a simple poster, a section of whiteboard, or an entire bulletin board, here are some suggestions for your classroom visuals:

- Modify your own list of classroom expectations to include potential acts of kindness, such as returning a seat partner's books.
- Facilitate a classwide brainstorm of how to fill your incentive jar and ideas for the visual aid.
- Keep a running list of kind acts as they occur in your classroom, and continue to add to your visual as you fill the incentive jar.
- Spread kindness: Invite other classes and staff to check out your kindness progress and visuals, and encourage the entire school to get involved.
- If you're engaging in distance learning, encourage daily or weekly moments of kindness, and invite students to share their ideas to spread kindness at home.

KIND-DEED PROTOCOL

Establish a clear procedure for tracking kind deeds in your classroom. Here are some options to consider:


- Kind deeds can be reported at any time directly to the teacher.
- Kind deeds should be submitted at the end of each day/class period.
- Appoint a student to be the Kind-Deed Ambassador as a classroom job, and have them be in charge of tracking kind deeds.
- Instruct students to keep a running list of all kind deeds, and set aside some class time once a week to do shout-outs and celebrate each week of kindness.

**“When given the choice between
being right or being kind, choose kind.”**

—Dr. Wayne W. Dyer




SHARE THE WORLD OF WONDER WITH YOUR STUDENTS




HC: 978-0-375-86902-0
GLB: 978-0-375-96902-7
EL: 978-0-375-89988-1




PB: 978-0-593-48778-5
HC: 978-0-525-64553-5
GLB: 978-0-525-64554-2
EL: 978-0-525-64555-9



PB: 978-0-399-55918-1
HC: 978-0-553-49904-9
GLB: 978-0-553-49905-6
EL: 978-0-553-50903-8



HC: 978-1-101-93485-2
GLB: 978-1-101-93486-9
EL: 978-0-525-64424-8



HC: 978-1-5297-6649-8
GLB: 978-1-5247-6650-4
EL: 978-1-5247-6651-1

We'd love to see your **CERTIFIED KIND CLASSROOM!**

Follow us on Twitter and on Facebook
and share your kindness!

 @RHCBEducator  TheRandomSchoolHouse





BECOME A



certified kind CLASSROOM



Print out the labels and use on your incentive jars.
Start a jar for each class you teach!

If your class is digital and you do not have a physical jar, paste the image to a document in which you mark with each good deed!



choose
kind

FILL THIS JAR WITH KINDNESS.

Teacher Name or Class Period



choose
kind

FILL THIS JAR WITH KINDNESS.

Teacher Name or Class Period



choose
kind

FILL THIS JAR WITH KINDNESS.

Teacher Name or Class Period



choose
kind

FILL THIS JAR WITH KINDNESS.

Teacher Name or Class Period



choose
kind

FILL THIS JAR WITH KINDNESS.

Teacher Name or Class Period



choose
kind

FILL THIS JAR WITH KINDNESS.

Teacher Name or Class Period