

Bilingual (Spanish /English) Learning Games



Learning Props L.L.C.

Learning Props L.L.C.

www.learningprops.com

877-776-7750 toll free Ph/Fax

PO Box 774, Racine, WI 53401

Instruction Booklet

**Look inside for valuable ideas and materials
to manage your *Learning Props*® games.**

Included in the *Learning Props*® system are:



- * Learning games designed for preschool learners
Each includes: a game, movers, die and a book
(Note: replacement parts can be ordered, see page 14)
- * Materials to support the administration process
- * Home Practice Pages –reproducible pages to complement or supplement each game theme in both English and Spanish

Body Parts - *identification of body parts*

Count On Me! - *counting skills*

Play Action - *motor enrichment &
imaginative play*

Shape Land - *shape recognition*

What Color Is It? *color recognition*

Which Way - *directional words*

Critters – *identification of animals*

Dress Up – *language/clothing terms*

Patterns – *discrimination skills*

Where Will You Find me? – *language enhancement*

Partes Del Cuerpo

¡Cuenta Conmigo!

Juego En Acción

Figuralandia

¿De Qué Color Es?

¿Por Dónde?

Criaturas De La Naturaleza

El Vestirse

Los Diseños

¿Dónde Me Encontrarás?

Bilingual Edition

Welcome to *Learning Props*® !



I am excited that you have selected *Learning Props*® as a tool for your program or library!

These games complement preschool learning themes and support dual language development. Use them within your program or loan them out as a “library resource”.

They can support learning in a variety of settings. Try them as learning centers or with groups of children. The games are also instructional tools that can be used at home. They are ideal tools for home visiting programs serving Pre-K learners and language learners or programs that share resources.

When I created the games I was working as a Parent Involvement Coordinator serving a high-risk, low-income population. I saw limited resources in homes and a need for durable tools that could support learning. Games offered a direct and fun way to practice skills. The limited number of pieces made it ideal for circulating.

Working with parents I learned that parents really cared about the educational progress of their students. I heard from parents that they encouraged learning at home, and yet in the same breathe they’d say, “I wish I knew what to do to help my child learn.” I also saw families who needed encouragement to share meaningful learning experiences with their child. I needed resources that could invite the involvement of those families in a positive supportive approach. Check out the support offered in the “Learning Hints” and “More Fun Things To Do” sections on the game bag. *Note: that one side of the bag shares the information in English and the opposite side provides the same information in Spanish. The game mat on the inside of the bag supports English/Spanish learning with the languages shared side-by-side in contrasting ink colors.*

Parents needed materials and ideas to support their child’s learning. As an educator, I designed these tools to fill that need.

The games were intended to be used with adult support. That support may be a teacher, a volunteer, or a nurturing family member. (Nurturing family members might be a parent, grandparent, sibling or a variety of other caregivers.) Educators, volunteers, parents, and older student helpers can easily lead preschoolers in playing the games and sharing the books. These playing opportunities could take place in small groups or one-on-one with learners. Modeling the use of the game may be helpful to first time or limited language users.

I am excited that you have chosen *Learning Props*®! I look forward to your working with the games! If you have any questions or concerns please be in touch with me.

Sincerely,

Bev Schumacher
Learning Props L.L.C.

Instruction Booklet Contents:

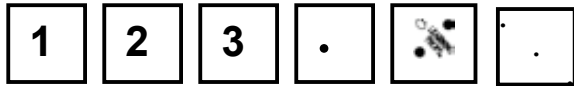
How To Tips:	pages 3-6
Dice 1-2-3	page 4
Home Practice Pages	page 4
Keeping Track –Who has what?	page 4
Who gets what?	page 5
Return To:	page 5
Length of Loaning Period	page 5
Do With ... Help!	page 5
Follow-up	page 6
Reminder Notes and Stickers	page 6, 9
Ordering Replacement Parts	page 6
Record Chart	page 7
Check out Cards	page 8
Reminder Stickers	page 9
Return Awards	page 10
Reminder Notes	page 11
Evaluation Form	page 12
Evaluation Form Spanish	page 13

How To Tips:

These tips will give you information to administrate and maintain your games. Read through the information and become aware of the tools and ideas shared in these pages.

Time you spend becoming familiar with the information and supplies provided may be a time, energy, and resource savings to you.

Dice 1-2-3 -



The dice only goes up to 3. This gives each player a maximum number of turns for each game. The dots and numerals give students an opportunity to recognize both numbers and symbol values.

Home Practice Pages-

There is a *Home Practice Page* for each game. The activity page matches the learning concept shared by the book and game. Each page is identified by the game title that it supports. You will find that information in the line below the *Home Practice Page* title. The page may be a follow-up activity to the game or be used to enhance the game concept. There is both an English and Spanish version of these pages.

Each page has 2 areas:

The top area is an activity for the family to complete.

The lower area is called “Checking our progress”. It provides an opportunity to evaluate the development of the game’s theme concept. The strengths and knowledge already mastered are usually noted. Then it gives opportunity to reflect on what needs further practice and to set learning goals.

Although the pages are copyright protected, you have permission to copy and use them with the games you purchased.

- Reproduce the pages as they best serve your program.
- Consider putting the *Home Practice Pages* on legal sized paper with your letterhead.
- Add pertinent notes, and information that will be helpful.

Keeping Track -- Who has what?

Enclosed is a recording chart (see page 7)

Each time a unit is sent, fill in the date on the chart for the game loaned. When a game is returned, use a highlighter to color in the box. While checking in the games verify that all pieces are returned. Use the reminder notes or stickers in your system to reclaim missing games and pieces.

Look Who's Learning At Home Mira Quien Está Aprendiendo En Casa						
Name Nombre	What Was ¿Que Fue?	Used In My Usado En Mi	Books Parts Partes De Los Libros	What Color Is It? ¿De Que Color Es?	Shape/Los Figuras	Play Action Juego De Acción
1						
2						
3						
4						
5						
6						

Who gets what?

Units can be loaned in any order.


There may be literacy issues to consider for some families. Some games are more picture-based and may be more easily used by those families. Is it possible to model game use for families that need support?

Return To:

On the front of each bag there is a pocket for the game pieces and a checkout card.

Cards for you to duplicate are shared on page 8 of this booklet. An index card may also be used for that purpose. Record to whom the game is loaned and when it is due back.

The cards also provide a space for program identification. Fill in information such as the school, program, or library name, address, and phone number. This will assure that if it is lost it will find its way back.



Also, consider stamping or labeling the book in each bag with program identification.

Length of Loaning Period

The length of the loan period is up to each program. Set the loan period considering the needs of your population.

- A short loan period allows more opportunities to circulate materials. It will also reduce the chances of the unit or parts being misplaced.
- In determining loan period keep in mind that turn around time needs to include time to inventory the contents.

Do With ... Help!

An important link to the success of the *Learning Props*® materials is that the activity be shared with a grown-up. If the child uses the materials without supervision, they will not get the full learning potential from the experience. Leadership is necessary! As children continue to play the game they may be able to enjoy the activity with friends or siblings with less supervision.



Playing directions are printed on the game mat. "Learning Hints" and "More Fun Things To Do" printed on the outside of each bag, and a "Home Practice Page" give additional information to support learning.

• Enjoy this game with a parent, teacher or skilled reader.	
• Have fun as you learn.	
Contains:	
• Game Mat (printed inside this storage bag)	• 4 Game Movers
• 1 Book	• 1 Die



Follow-up


Feedback is essential to support your program.

Enclosed is an evaluation instrument. See page 12. Use or adapt it to assist you in gathering information that will help you maximize the use of the *Learning Props*® game units.

Reminder Notes & Stickers

Items not returned on time need prompt reminders. Unfortunately, there will be times when a family does not return their game on time or may have overlooked a piece. A friendly reminder may be all that is necessary to get the cooperation needed.

These two stickers are designed for your use. This booklet on page 9 has a master for duplicating these stickers. Copy them onto 10 per sheet stickers (same size as Avery 5963). You can also visit the Learning Props site: www.learningprops.com and download the file there onto the sticker sheets. Using labels allows you to quickly send a friendly reminder about game or part returns.



“Ready to send” reminder (see page 10) and reward (see page 11) notes are enclosed in this instruction booklet to help you. There are four notes. Two of the notes celebrate returns. One reminder note nudges families to return game units. The other reminder note is to encourage families to locate and return missing pieces. You have permission to reproduce the reminders for use with your game system. *Note that messages on colored paper are more likely to be noticed.*



Ordering Replacement Parts

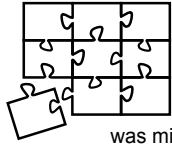
Replacement parts are available. Dice and movers included with the system pass the choke tube test for measuring small parts. Be sure replacement pieces do not present safety hazards.



Look Who's Learning At Home

Mira Quién Está Aprendiendo En Casa

	Name Nombre	Body Parts Las Partes Del Cuevo Del Cuevo	Count On Me! ¡Cuenta Conmigo!	Play Action Juego En Acción	Shape Land Figurilandia	What Color Is It? ¿De Qué Color Es?	Which Way? ¿Por Dónde?	Critters Criaturas De La Naturaleza	Dress Up El Vestirse	Patterns Los Diseños	Where Will You Find me? ¿Dónde Me Encontrarás?
1											
2											
3											
4											
5											
6											
7											
8											
9											
10											
11											
12											
13											
14											
15											
16											
17											
18											
19											
20											
21											
22											
23											
24											
25											



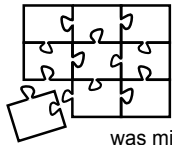
PIECE MISSING! / ¡FALTA PIEZA!

_____ was missing when the Learning Props Game was returned.
faltaba cuando el juego Learning Props fue devuelto.

Please return it / Favor de regresarla

From/De parte de: _____ Date/Fecha: _____

If questions call/Para preguntar llama: _____



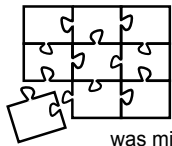
PIECE MISSING! / ¡FALTA PIEZA!

_____ was missing when the Learning Props Game was returned.
faltaba cuando el juego Learning Props fue devuelto.

Please return it / Favor de regresarla

From/De parte de: _____ Date/Fecha: _____

If questions call/Para preguntar llama: _____



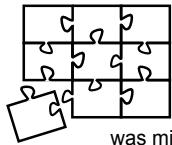
PIECE MISSING! / ¡FALTA PIEZA!

_____ was missing when the Learning Props Game was returned.
faltaba cuando el juego Learning Props fue devuelto.

Please return it / Favor de regresarla

From/De parte de: _____ Date/Fecha: _____

If questions call/Para preguntar llama: _____



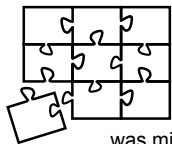
PIECE MISSING! / ¡FALTA PIEZA!

_____ was missing when the Learning Props Game was returned.
faltaba cuando el juego Learning Props fue devuelto.

Please return it / Favor de regresarla

From/De parte de: _____ Date/Fecha: _____

If questions call/Para preguntar llama: _____



PIECE MISSING! / ¡FALTA PIEZA!

_____ was missing when the Learning Props Game was returned.
faltaba cuando el juego Learning Props fue devuelto.

Please return it / Favor de regresarla

From/De parte de: _____ Date/Fecha: _____

If questions call/Para preguntar llama: _____



IT'S TIME TO
RETURN YOUR
LEARNING PROPS GAME!

¡ES TIEMPO DE
DEVOLVER TU JUEGO
LEARNING PROPS!



IT'S TIME TO
RETURN YOUR
LEARNING PROPS GAME!

¡ES TIEMPO DE
DEVOLVER TU JUEGO
LEARNING PROPS!



IT'S TIME TO
RETURN YOUR
LEARNING PROPS GAME!

¡ES TIEMPO DE
DEVOLVER TU JUEGO
LEARNING PROPS!



IT'S TIME TO
RETURN YOUR
LEARNING PROPS GAME!

¡ES TIEMPO DE
DEVOLVER TU JUEGO
LEARNING PROPS!



IT'S TIME TO
RETURN YOUR
LEARNING PROPS GAME!

¡ES TIEMPO DE
DEVOLVER TU JUEGO
LEARNING PROPS!





Just a Reminder to Return
Your Learning Props Game!

Return to: _____



¡Solamente un Recordatorio
Para Devolver el Juego de
Learning Props!





Devolverlo a: _____



Thanks for returning your Learning Props game!
But we need you to **LOOK** around for a missing piece.

The missing piece is: _____

Return to: _____



¡Gracias por devolver el juego de Learning Props!
Pero te pedimos que **BUSQUES** una pieza perdida.

La pieza perdida es: _____




Devolverlo a: _____



WE'RE JUMPING FOR JOY!

Hip Hop "Hurray" for returning your Learning Props game!

Date _____ From _____



©2008 B. Schumacher Learning Props®

¡ESTAMOS BRINCANDO DE ALEGRÍA!

¡"Hurra" por devolver el juego de "Learning Props"!


Fecha _____ De parte de _____



3 CHEERS FOR

Thank you for returning your Learning Props game!
Your responsible behavior allows us to loan the game to other families!

Date _____ From _____



FELICITACIONES PARA

Gracias por devolver el juego de Learning Props.
¡Tu comportamiento responsable nos permite prestar el juego a otras familias!

Fecha _____ De parte de _____



©2008 B. Schumacher Learning Props®

EVALUATION FORM

Please share your ideas and thoughts about the learning game you used. We value your input!

Sincerely, _____

Date _____



Please take a few moments to answer the following questions:

How often was this game played? (Circle one)

Did not play Played once Played 2-3 times Played more than 3 times

Did you read the book included?

Yes No



If the book was read, how often? (Circle one)

Read once Read 2-3 times Read more than 3 times

Who played and/or read with the student? (Circle all that apply)

Dad Mother Siblings Friends Grandparent Other _____
list

Did you do any of the activities listed under the "More Fun Things To Do"?

Yes No

Were there any parts missing from the package?

Yes No What was missing? _____

What was the reaction to this game unit?

Really liked Liked Neither liked nor disliked Did not like much Did not like at all

Comments, questions, suggestions, or ideas to share:



Thank you for sharing your ideas so that we can improve our system of loaning materials to support learning.

Please Return To _____
